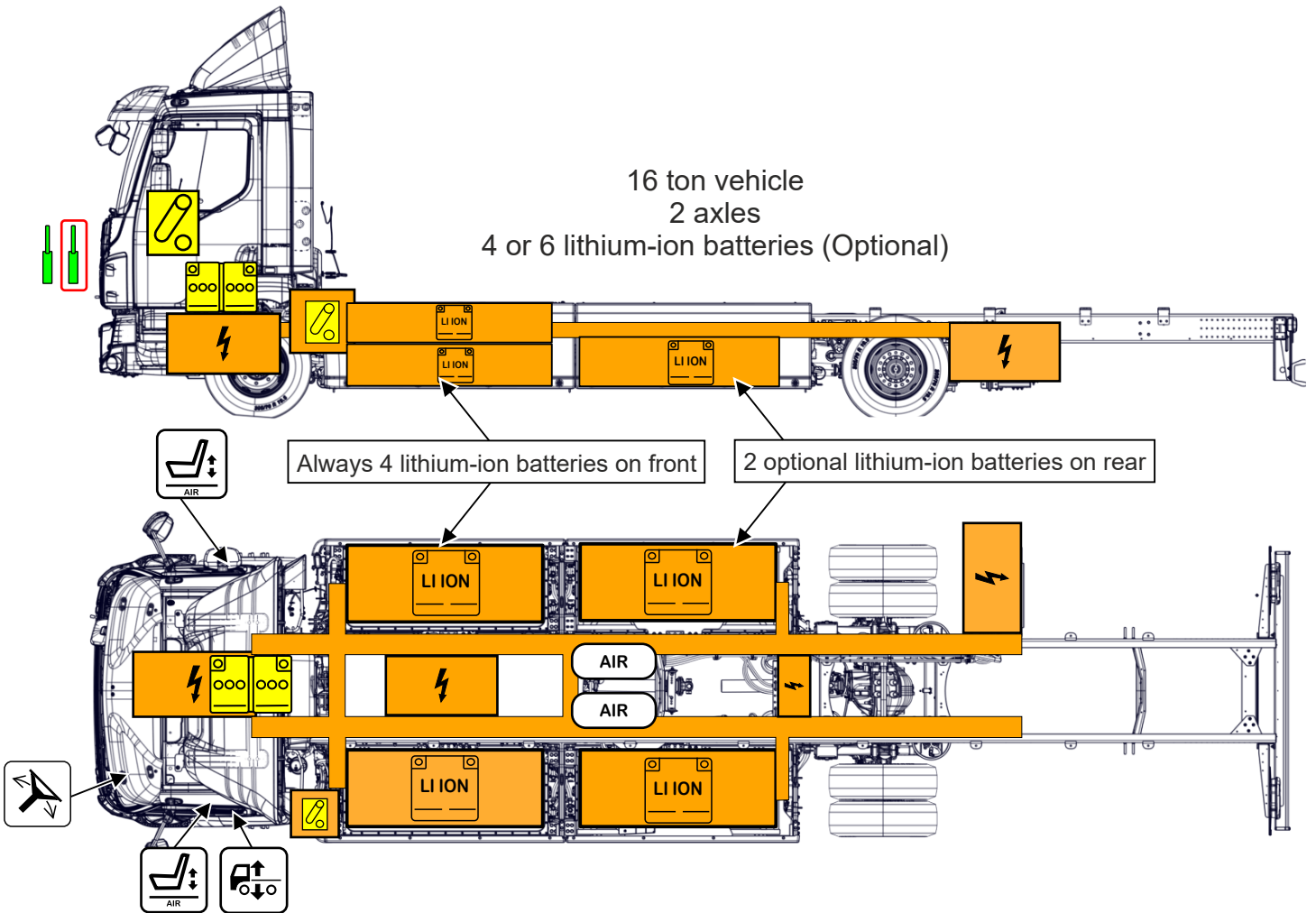




RENAULT TRUCKS

E-TECH D/E-TECH D WIDE

PRODUCTION START : 2020



High voltage Li-Ion battery	Low voltage device that disconnects the high voltage	Low voltage battery	AIR Air tank	Seat adjustment	Height control
Steering wheel tilt control	High voltage component	High voltage power cable	Gas strut, pre-loaded spring	Ignition key	

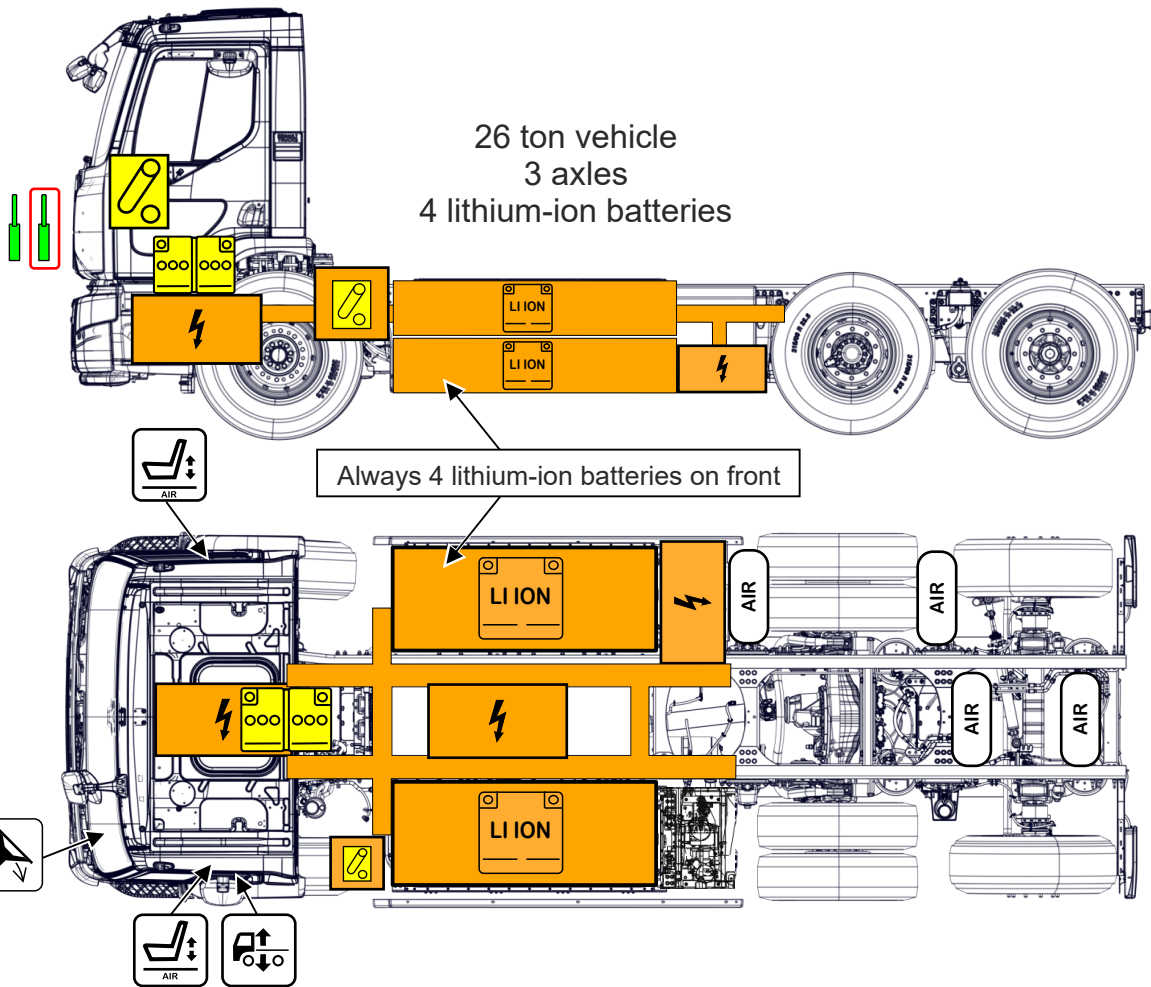
	Identification number	Version number	Page number
	800077265	06/2020	1



RENAULT TRUCKS



E-TECH D/E-TECH D WIDE

PRODUCTION START : 2020



High voltage Li-Ion battery	Low voltage device that disconnects the high voltage	Low voltage battery	AIR tank	Seat adjustment	Height control
Steering wheel tilt control	High voltage component	High voltage power cable	Gas strut, pre-loaded spring	Ignition key	

1. Identification/recognition



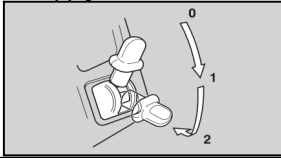
2. Immobilisation/stabilization/lifting

Always approach the vehicle from the sides to stay out of the potential travel path. It may be difficult to determine, if the vehicle is running due to lack of noise

1 Chock the wheels



2 Apply the hand brake



3. Disable direct hazardous/safety regulations

- 1 Check in the instrument cluster for any of the symbols (1) and (2) are visible with a beep sound. If yes, a thermal runaway is detected in the lithium-ion batteries




- 2 Turn off the ignition and remove the key



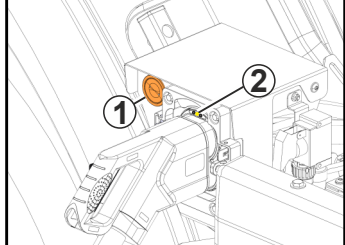
- 3 Put the chassis switch in 'UP' position to launch the high voltage disconnection process

All components are designed to discharge their own capacitance within 5 seconds




↻ If the truck is charging

- 1 Unlock the cab
- 2 Press the stop button (1) and wait for the steady yellow light (2)
- 3 Pull the charging plug from the charging inlet, once the yellow light (2) goes off

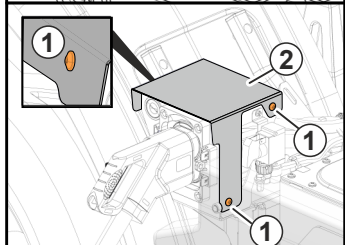


↻ If the charging plug cannot be pulled out : retract the pin manually

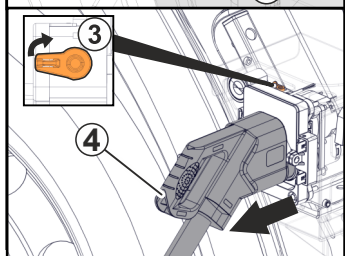
- 1 Put the chassis switch in 'UP' position to launch the high voltage disconnection process



- 2 Remove the screws (1) and remove the cover (2)



- 3 Rotate the lever (3) and remove the charging plug (4)



4. Stored energy/liquid/gases/solid

600 V high voltage lithium-ion battery



5. In case of fire



Use large sustained volume of water for lithium-ion battery related fire



Class ABC fire extinguisher can be used if other materials are involved



In case of thermal runaway, hydrogen fluoride can be released by the lithium-ion batteries

6. In case of water submersion



The damage level of a submerged vehicle may not be visible

Submersion in water can damage 24 V and 600 V components

Handling a submerged vehicle without appropriate Personal Protective Equipment (PPE) will result in serious injury or death from electric shock

Avoid any contact with 600V cables and electrical components

If possible disable direct hazards (See chapter 3)

7. Towing/transportation/storage



Before towing the vehicle, it is mandatory to uncouple the propeller shaft from the driven axle



Risk of late fire can happen, after the fire suppression or in case the lithium-ion batteries are damaged

The electric vehicle involved in an accident must be parked in a suitable place by maintaining a safe distance from other vehicles, buildings and combustible objects

Observe the vehicle for a minimum period of 48 hours using a thermal infrared camera

8. Important additional information



Do not cut any orange cables

Do not touch any high voltage cables and electrical components

Do not perform any operation on a damaged vehicle without appropriate Personal Protective Equipment (PPE)

Identification number

800077265

Version number

06/2020

Page number

4